

Q. What is a Day of Review of Apportionments?

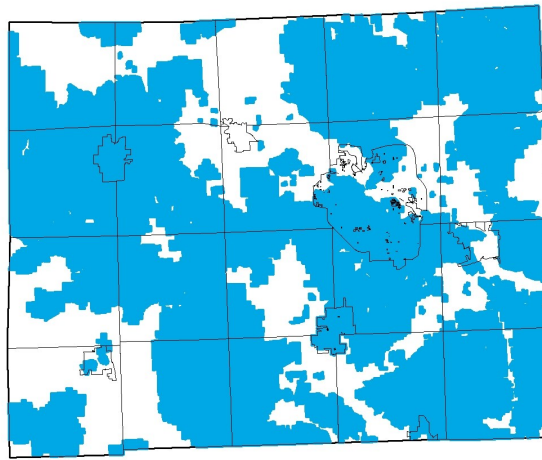

A. This is a time when you are invited to review the records of maintenance efforts and costs for providing your land with storm water drainage and to discuss your proposed share (apportionment) of these costs. This is also a time to inform the Water Resources Commissioner's Office of additional maintenance issues.

Q. What if I cannot attend the Day of Review?

A. If you are unable to attend a scheduled day of review and have questions regarding your assessment or the assessment process, please call the Washtenaw County Water Resources Commissioner's Office. It is possible to make an appointment at times other than the day of the review, although the appeal period begins after the day of the review.

Q. What happens if I disagree with the proposed assessment for my property?

A. An appeal of a drain special assessment may be made to the Washtenaw County Probate Court within ten days after the day of review.



Shaded areas lie within a drainage district., which amounts to approximately 63% of the land area in Washtenaw County

Dear Washtenaw County Property Owner:

I hope this brochure answers many of your questions regarding Drain Special Assessments.

Every County Drain leads to a waterway, so whether you are a homeowner or operate a business, you can help protect water quality and the environment.

If you have additional questions after reading this brochure, or if you are interested in learning more about our stream protection programs, please feel free to call my office at 734-222-6860 for more information.

Sincerely,


A handwritten signature in cursive script that reads "Evan Pratt".

Evan Pratt

Water Resources Commissioner

This brochure was not funded by Drain Assessments.

Frequently Asked Questions Drain Special Assessments



Atchinson Drain, Salem Township

Evan N. Pratt, P.E.

**Washtenaw County
Water Resources Commissioner**

705 N. Zeeb Road

Ann Arbor, MI 48103

734-222-6860

www.washtenaw.org/drains



Q.What is a Drainage District?

A. A drainage district is a legally established area of land that drains water from the landscape to a common outlet. Drainage district boundaries rarely correspond to political boundaries such as townships or counties.

Q. What is a Drain Special Assessment?

A. County drains are not maintained by Washtenaw County general fund taxes. You receive an assessment if we have performed maintenance on your local County drain within the last two years. Each drainage district is supported by a drain special assessment that covers the cost of maintaining the drainage system. County drainage districts are separate public corporations with their own financial records.



Q. Where is the storm drain for which I am being assessed?

A. The Washtenaw County Water Resources Commissioner's Office has maps and aerial photos that show the location of your property and the County drain that serves the drainage district. These documents will be available on the Day of Review. Even if your property does not touch the County drain, stormwater from your land flows into the County drain (if you think that this is not the case, inform the Water Resources Commissioner's Office, so that this can be verified).

Q. Why might I receive more than one Special Assessment notice?

A. Each notice informs you of a drain special assessment for a different drainage district. Your property can be in multiple drainage districts because stormwater moves from a smaller drainage system to larger ones. For example, if your property is located in a smaller district that is "nested" inside a larger one, you could receive an assessment for each district.

Q. Is this the only way I would receive multiple Drain Assessments in one year?

A. No. Water may flow from your property in more than one direction to different drains and drainage districts, and all of those drains are assessed when they are maintained.

Q. How are Drain Assessments determined?

A. The law requires that drain assessments be based on benefit derived as determined by the Water Resources Commissioner. All properties within the drainage district are assessed based on size of the parcel, type of land use and other factors.



Q. Do all property owners pay Drain Assessments?

A. All property owners within a drainage district receive an assessment, unless specifically exempted by law. In addition, the municipality, Washtenaw County, the Washtenaw County Road Commission and the Michigan Department of Transportation (when appropriate) also receive an assessment for a portion of the maintenance costs. The Michigan Drain Code does not exempt most non-profits or religious properties from assessment.

Q. I recently purchased my property. Why am I being billed for work done prior to my ownership?

A. Although the work for which you are being assessed may have been completed prior to your purchase of the land, the Drain Code requires that assessments be levied to the property and assessed to the current owner of record. In most cases, the work performed will benefit the property for years to come.